



Sun Care Industry

Table of Contents



1. Global Sun Care Market

- Overview
- Geographical Segmentation
- Growth Drivers

2. U.S. Sun Care Market

- Overview
- Product Segmentation
- Market Share
- Volume vs. Price Growth Trend
- Top Brands
- Consumption Level
- Distribution Channels

Disclaimer: This document is provided for information purposes only. The information is believed to be reliable, but TresVista does not warrant its completeness or accuracy. It should not be used, relied upon, or treated as a substitute for specific professional advice. Opinions, estimates, and assumptions constitute our judgment as of the date hereof and are subject to change without notice. This material is not intended as an offer or solicitation for the purchase or sale of any financial instrument. Additional information is available upon request. Images used in this document are for reference only and may not be reproduced, copied, transmitted or manipulated in any way.



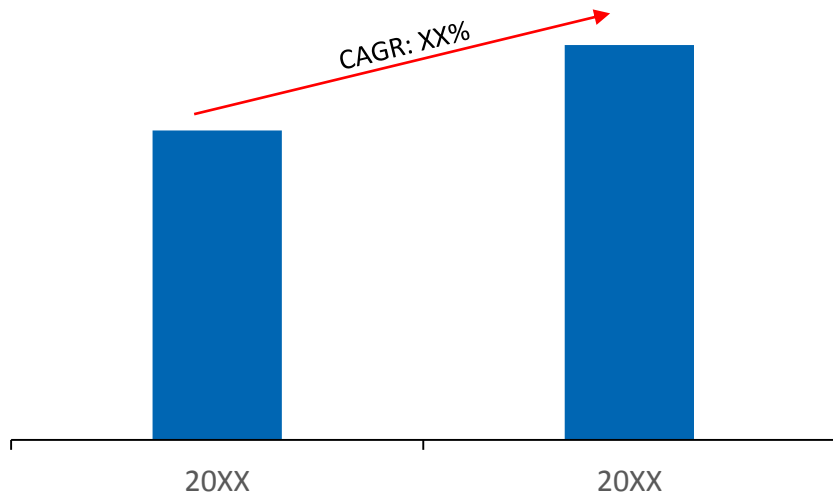
Global Sun Care Market

Global Sun Care Market

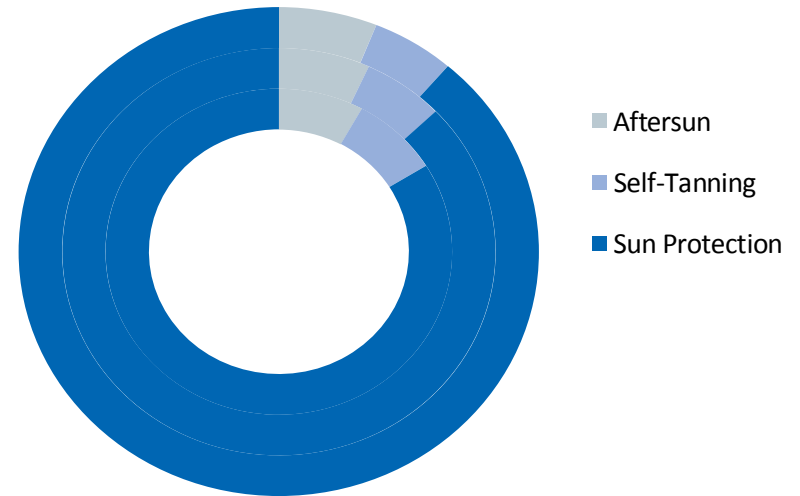
Overview

- Global Sun Care market size is estimated to be at **\$XXX billion** at the end 20XX and is projected to grow at a **CAGR of XXX%** to **\$XXX billion by 20XX** driven by rising awareness over the importance of sun protection and launch of new products
- Growth in the coming years will also be driven by the development of more effective sun care formulations featuring natural and organic ingredients
- It is segmented into three product categories
 - Sun protection products
 - After-sun products
 - Self-tanning products
- Currently, Sun-protection products segment represents **~XXX%** of the overall sun care market

Market Size



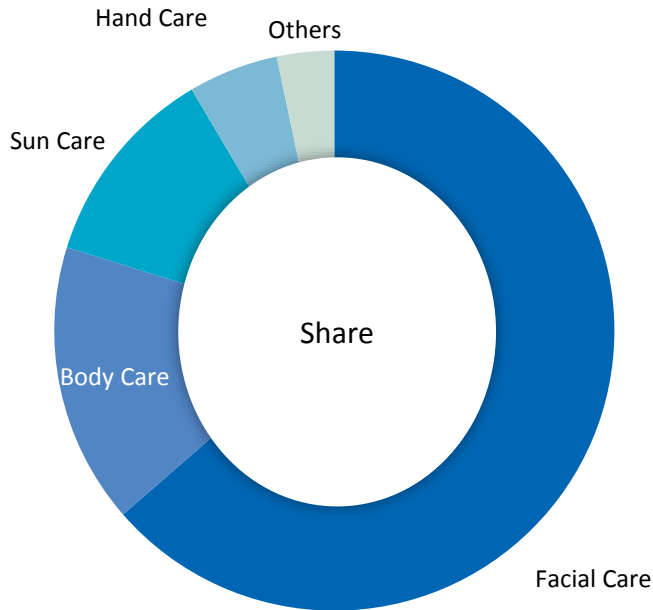
Product Segmentation



Note: Inner circle 20XX; middle 20XX; outer 20XX

Global Sun Care Market Overview

Global Skin Care Market - Segmentation




Sun Care represents **XXX%** of the overall global **Skin Care** product market

Largest Sun Care Market



Europe: The Largest Market

Most potential for growth



Latin America – CAGR of XXX% through 20XX

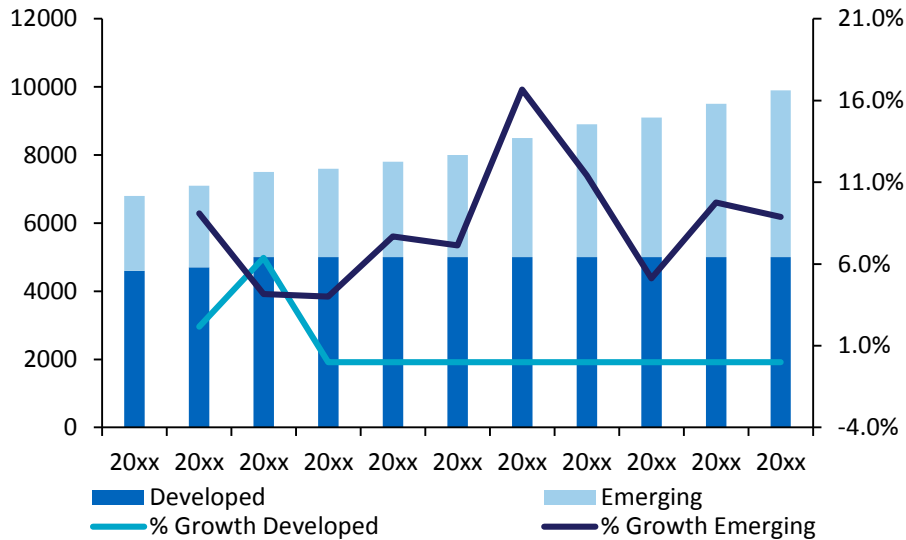


Asia-Pacific

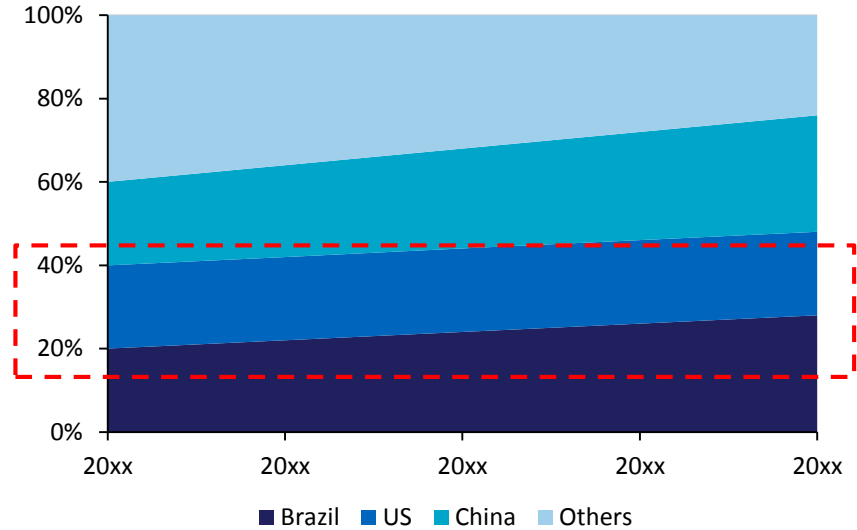
Global Sun Care Market

Geographical Segmentation

Developed vs. Emerging Markets 20XX-20XX



Sun Care's Revenue Share – 20XX-20XX

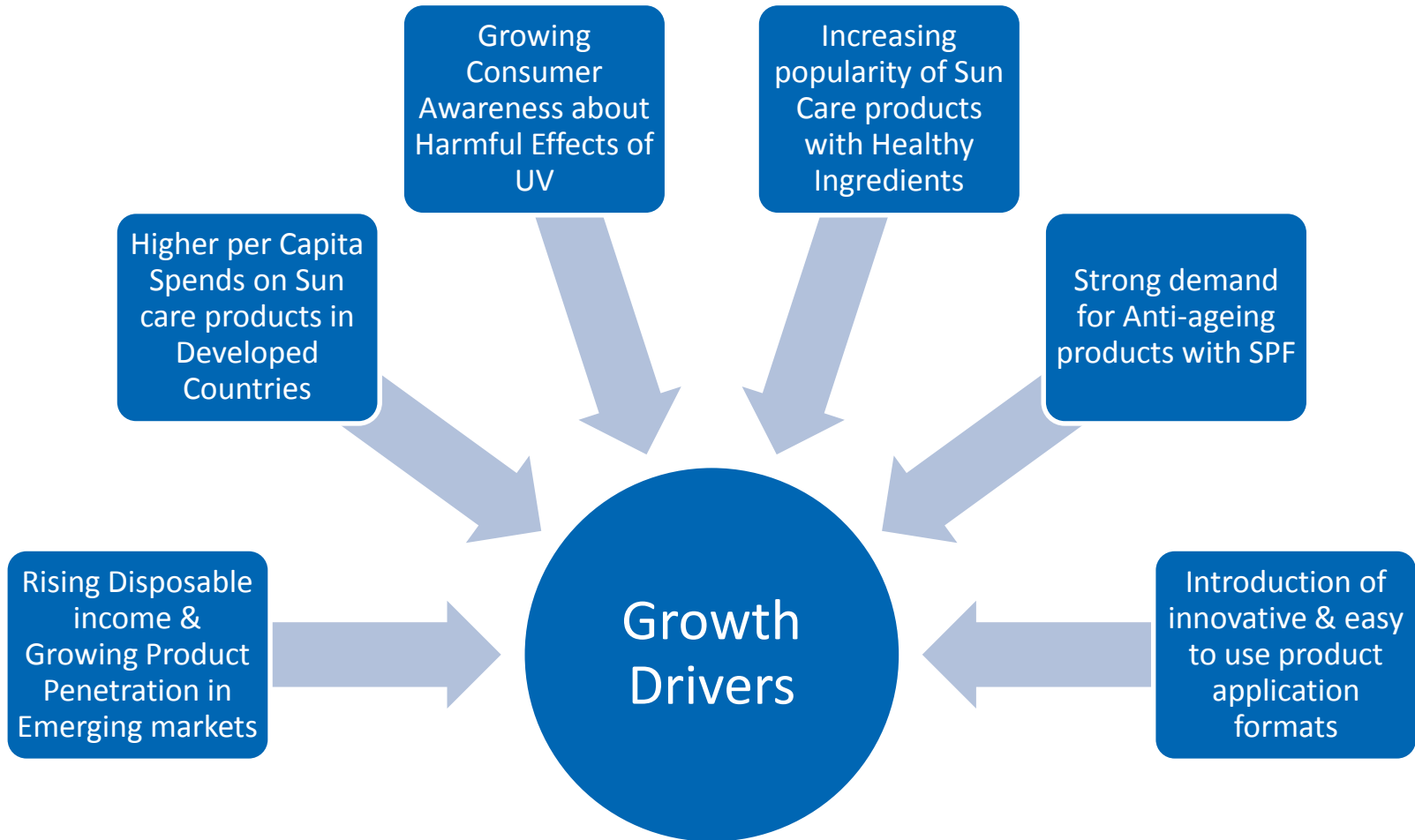


Sun Care market's growth in Developed markets has stagnated

U.S. Market Share is expected to remain constant till 20XX

Global Sun Care Market

Growth Drivers





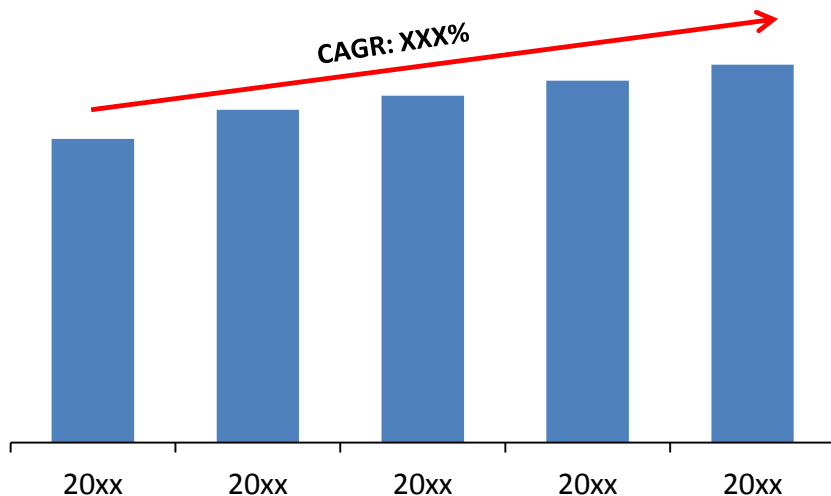
U.S. Market

U.S. Sun Care Market

Overview

- U.S. Sun Care Market was estimated at **\$XXX billion in 20XX** and is expected to increase to **\$XXX billion** at a CAGR of **XXX%** by 20XX
- The volume of units sold over the next four years will see an increase from **\$XXX million** in 20XX to **\$XXX million** in 20XX
- Sun Protection products is the most valuable product segment within the Sun Care market, worth \$XXX billion in 20XX
 - After Sun Products and Self Tanning Products are the other two key sub-segments within the Sun Care market with share of XXX% and XXX% respectively

Market Size



Key Players in the U.S.



Keep Challenging, Keep Growing

Johnson & Johnson

L'ORÉAL

AVON

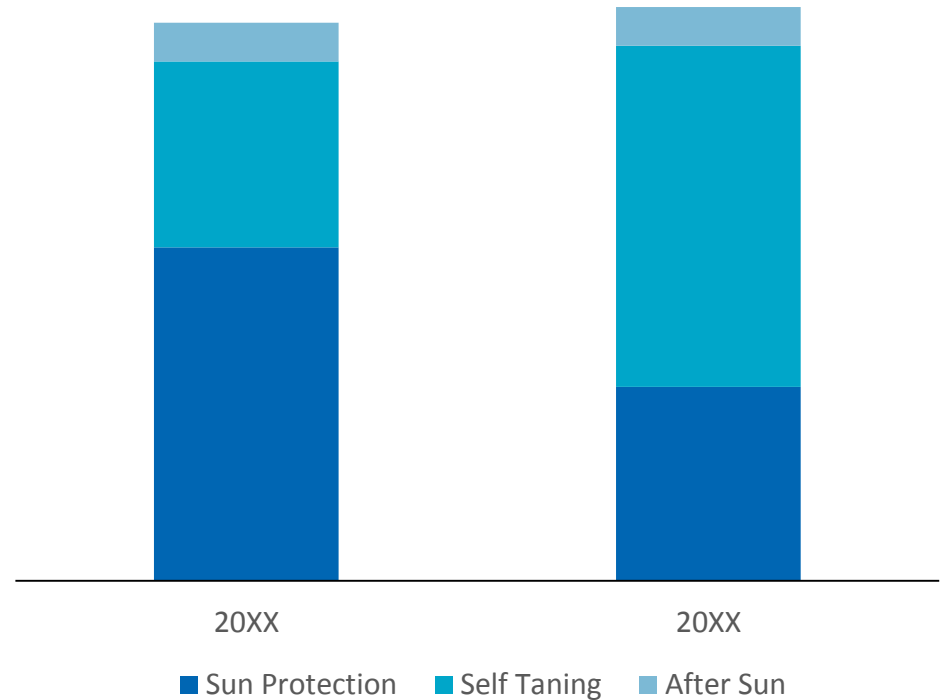


U.S. Sun Care Market

Product Segmentation

Product Segmentation

- 20XX marked the first year that sun care value sales declined in the last decade
- Sun protection, which accounts for **XXX% of overall value sales**, was the determining factor, with a current value decline of XXX%, falling to **\$XXX billion**
- Self-tanning and Aftersun, which accounted for the remaining XXX% and XXX% shares respectively, both saw modest gains
- Self-tanning grew by **XXX%** in current value terms to reach **\$XXX million**
- Aftersun grew by **XXX%** to reach **\$XXX million**

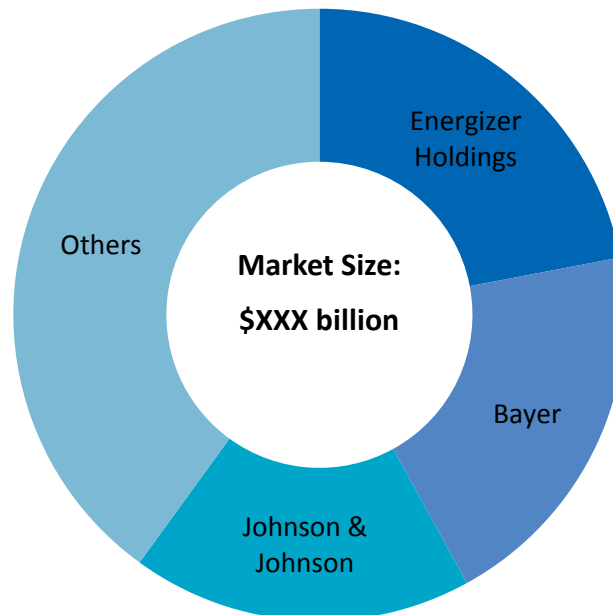


U.S. Sun Care Market

20XX Market Share

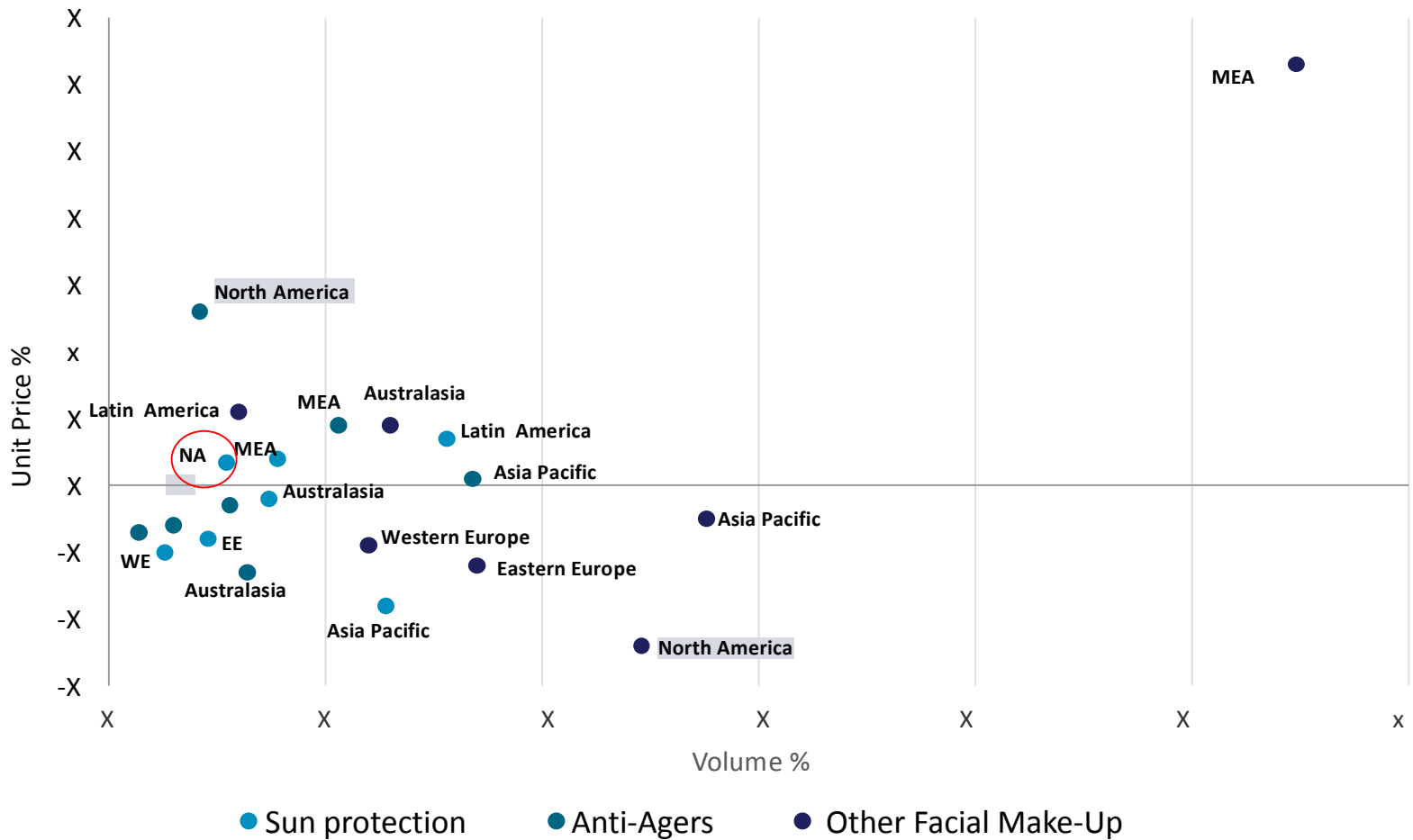
Market Share

- In 20XX, Energizer Holdings, Merck & Co (acquired by Bayer) and Johnson & Johnson Consumer Products continued to account for the majority of value share in sun care in the US
- Energizer Holdings led with a XXX% value share and sales of \$XXX million
 - followed by Merck & Co with XXX% and \$XXX million
 - and Johnson & Johnson with XXX% and \$XXX million
- Energizer Holdings has continued to generate the most retail value sales of all companies since its acquisition of Banana Boat and Hawaiian Tropic in 20XX



U.S. Sun Care Market

Volume vs. Price Growth Trend – 20XX to 20XX

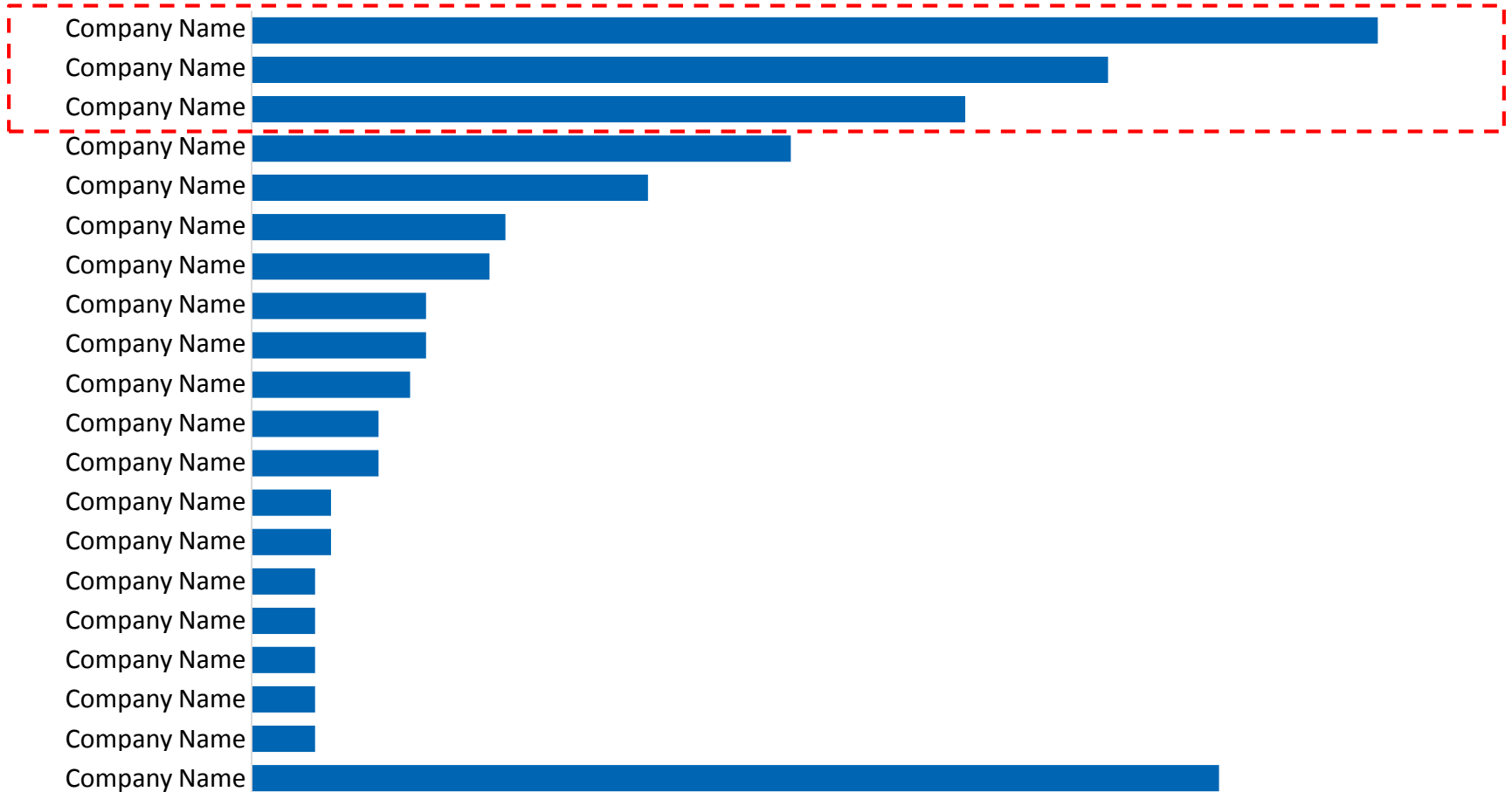


Increase in revenue per unit from Sun Protection products in North America will be primarily driven by volume growth, partially offset by marginal decrease in price per unit

Source: Euromonitor International

U.S. Sun Care Market

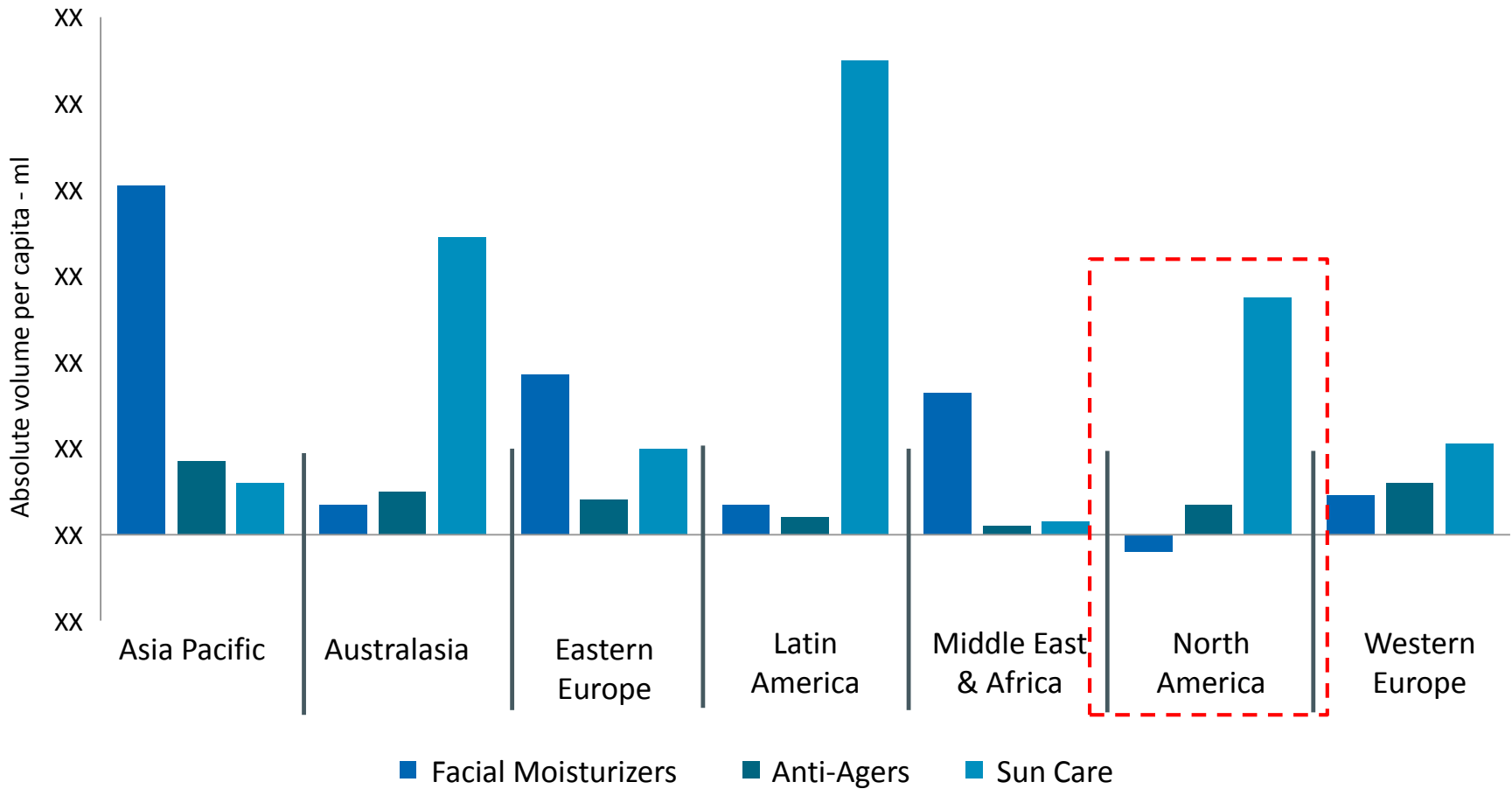
Top Brands Popularity



Company Name and Company Name have the highest popularity in the U.S

U.S. Sun Care Market

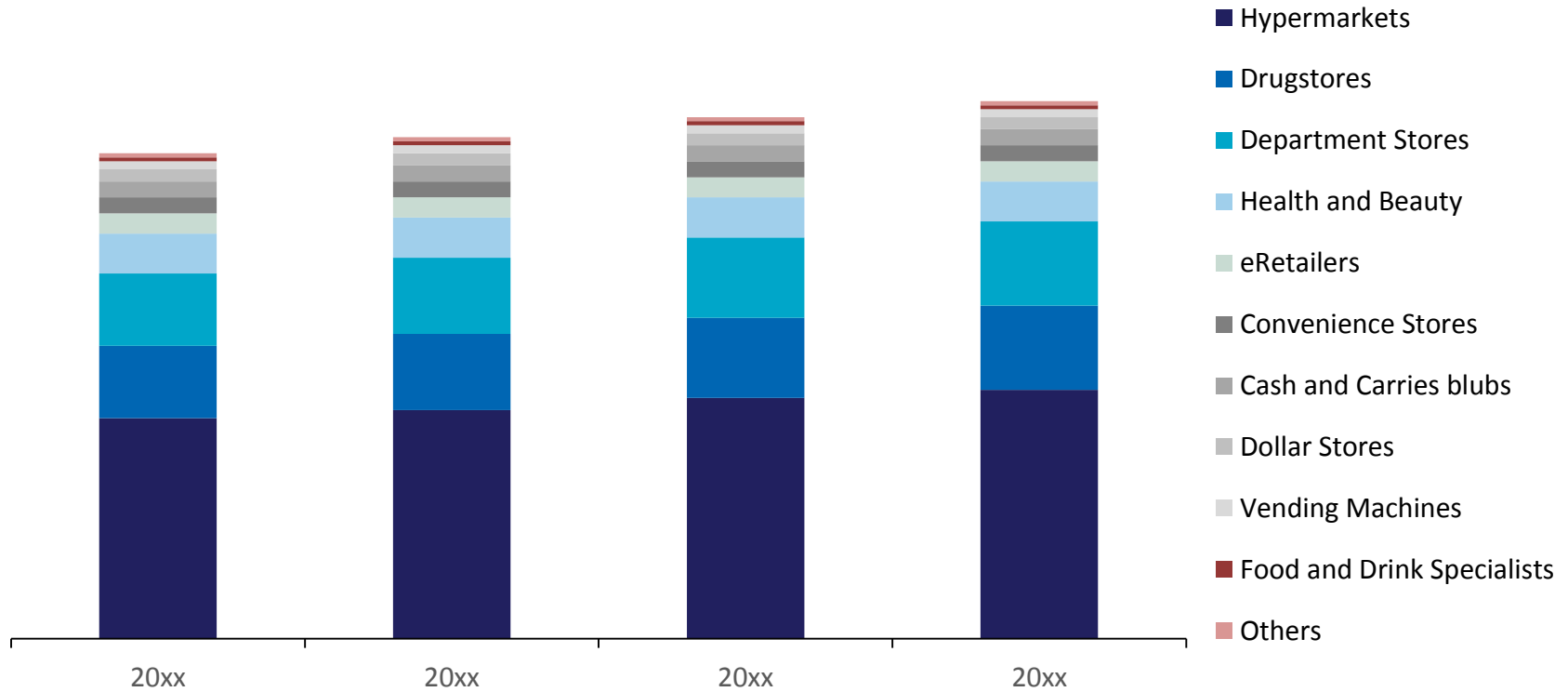
Per Capita Sun Care Consumption



Growth in absolute volume per capita of Sun Care consumption will be highest in Latin America, followed by Australasia and North America

U.S. Sun Care Market

Market Value by Distribution Channel (USD mm), 20XX - XX



Hypermarkets and Supermarkets are the most favoured distribution channel for the sale of Sun Care products in the U.S.