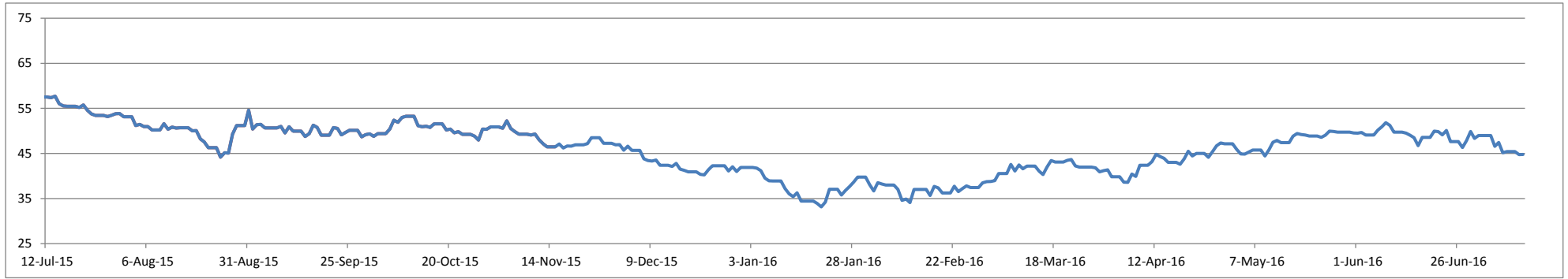

Oil & Gas - Distressed Credit Screen

Market Summary

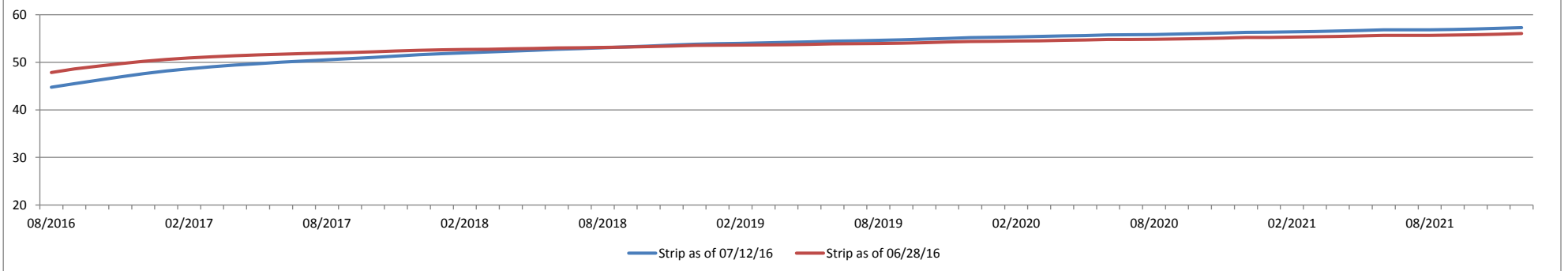
As of: 12-Jul-16

Previous Date: 28-Jun-16

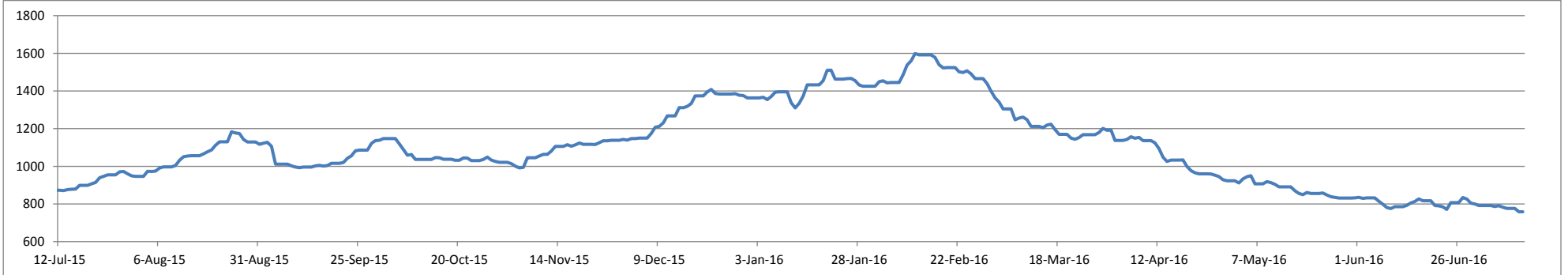
Historical WTI Price



Futures Price Comparison



HY Energy Index - Option Adjusted Spread



** Reflects bonds / loans currently trading above 25

Top 18 Worst Performing Bonds / Loans

Company	Security Details									Ratings
	Type	Rank	Amount	Coupon	Maturity	Px at		Px at	% Px	S&P
						12-Jul-16	YTW	28-Jun-16	Change	
XXX	Corporates	Sr Unsecured	13	6.6%	10/2020	80	13%	95	(16.0%)	BB-
XXX	Corporates	Sr Unsecured	1,300	3.1%	05/2024	34	20%	37	(6.1%)	CCC-u
XXX	Corporates	Sr Unsecured	315	2.3%	12/2038	78	13%	82	(5.2%)	D
XXX	Corporates	Sr Unsecured	276	5.4%	06/2021	65	16%	68	(5.0%)	D
XXX	Corporates	Sr Unsecured	4	4.3%	NA	43	11%	44	(3.4%)	NA
XXX	Corporates	Sr Unsecured	230	2.8%	11/2018	77	15%	79	(2.8%)	NA
XXX	Corporates	Subordinated	15	6.8%	06/2018	70	27%	72	(2.5%)	NA
XXX	Corporates	2nd lien	145	10.0%	02/2021	69	21%	70	(2.5%)	NA
XXX	Corporates	Sr Unsecured	1,675	9.4%	05/2020	71	21%	72	(2.3%)	CCC+
XXX	Corporates	Sr Unsecured	1	6.9%	11/2020	70	17%	72	(2.3%)	CC
XXX	Corporates	Sr Unsecured	1,380	2.6%	12/2019	39	34%	40	(2.0%)	CCC-u
XXX	Corporates	Sr Unsecured	256	7.8%	09/2022	61	19%	62	(1.8%)	CCC+
XXX	Corporates	2nd lien	1,328	8.8%	06/2020	39	39%	40	(1.3%)	NR
XXX	Corporates	2nd lien	238	12.0%	12/2020	74	21%	75	(1.2%)	D
XXX	Loans	1L Sr. Secd	359	NA	11/2018	63	33%	63	(0.8%)	B-
XXX	Corporates	Sr Unsecured	500	8.0%	06/2020	77	16%	77	(0.6%)	CCC-
XXX	Corporates	Sr Unsecured	48	8.8%	07/2019	61	29%	62	(0.2%)	D
XXX	Loans	1L Gtd Sr. Secd	388	NA	08/2020	83	13%	83	(0.1%)	B-

** Reflects bonds / loans currently trading above 25

Top 30 Best Performing Bonds / Loans

Company	Security Details										Ratings	
	Type	Rank	Amount	Coupon	Maturity	Px at		YTW	Px at		% Px Change	S&P
						12-Jul-16			28-Jun-16			
XXX	Corporates	Sr Unsecured	0	6.3%	11/2019	84		12%	15		455.4%	NR
XXX	Corporates	Sr Unsecured	300	1.8%	03/2017	45		181%	28		60.7%	CCC-
XXX	Corporates	Secured	225	5.0%	07/2018	39		60%	27		44.9%	NA
XXX	Loans	2L Gtd Sr. Secd	300	NA	05/2020	62		24%	46		36.4%	CC
XXX	Corporates	Sr Unsecured	250	8.5%	05/2020	74		18%	58		27.5%	CCC+
XXX	Corporates	Sr Unsecured	775	7.5%	11/2022	49		23%	40		22.7%	CCC-
XXX	Corporates	Sr Unsecured	755	5.5%	09/2021	55		20%	45		22.3%	CCC+
XXX	Corporates	Sr Unsecured	1	6.0%	11/2024	54		16%	45		20.5%	CCC+
XXX	Corporates	Sr Unsecured	400	8.5%	05/2020	72		19%	60		20.2%	C
XXX	Corporates	Sr Unsecured	382	7.9%	04/2020	37		43%	31		19.6%	CC
XXX	Corporates	Sr Unsecured	288	7.8%	04/2019	45		45%	37		19.3%	D
XXX	Corporates	Sr Unsecured	824	6.0%	11/2024	54		16%	46		18.0%	CCC+
XXX	Corporates	Sr Unsecured	300	7.3%	04/2019	40		47%	34		17.1%	NR
XXX	Corporates	2nd lien	1,000	12.0%	12/2020	37		42%	32		16.4%	NR
XXX	Corporates	Sr Unsecured	51	8.4%	06/2019	34		58%	30		16.3%	CC
XXX	Corporates	Sr Unsecured	450	5.8%	12/2018	75		18%	65		15.8%	NR
XXX	Corporates	Sr Unsecured	136	10.0%	09/2017	57		70%	51		13.7%	D
XXX	Corporates	Sr Unsecured	144	7.5%	09/2018	40		61%	35		13.2%	D
XXX	Corporates	Sr Unsecured	850	6.1%	10/2024	75		11%	67		12.4%	NR
XXX	Corporates	2nd lien	2,250	8.0%	12/2022	73		15%	66		10.6%	B
XXX	Corporates	Sr Unsecured	9	8.9%	12/2020	27		53%	25		10.6%	NR
XXX	Corporates	Sr Unsecured	1,000	7.0%	03/2024	80		11%	73		9.9%	BB-
XXX	Corporates	Sr Unsecured	500	6.8%	04/2021	45		29%	41		9.9%	CC
XXX	Corporates	Sr Unsecured	526	7.6%	11/2022	60		18%	55		9.5%	NR
XXX	Corporates	Sr Unsecured	248	8.0%	12/2020	47		31%	43		9.5%	CCC+
XXX	Corporates	Sr Unsecured	1,100	8.5%	10/2022	77		14%	70		9.3%	CCC+
XXX	Corporates	Sr Unsecured	230	7.0%	06/2021	65		18%	60		9.1%	CCC
XXX	Corporates	Sr Unsecured	900	8.5%	06/2019	29		67%	26		9.0%	CC
XXX	Corporates	Sr Unsecured	573	6.4%	09/2022	34		30%	31		8.7%	NR
XXX	Corporates	2nd lien	325	8.6%	05/2018	84		19%	77		8.7%	CC

** Reflects bonds / loans currently trading above 25

Top 15 Worst Performing Bonds / Loans

Company	Security Details									Ratings
	Type	Rank	Amount	Coupon	Maturity	Px at 12-Jul-16	YTW	Px at 28-Jun-16	% Px Change	S&P
XXX	Corporates	Sr Unsecured	300	7.8%	10/2022	34	34%	42	(18.9%)	CCC+
XXX	Corporates	Sr Unsecured	675	6.8%	03/2021	37	36%	41	(11.7%)	C
XXX	Corporates	1st lien	500	7.3%	12/2017	39	95%	42	(7.1%)	B-
XXX	Corporates	Sr Unsecured	300	6.1%	03/2022	66	15%	70	(6.1%)	B-
XXX	Loans	1L Gtd Sr. Seed	480	NA	03/2022	66	17%	69	(4.7%)	D
XXX	Corporates	1st lien	1,014	9.3%	10/2020	43	35%	45	(4.5%)	D
XXX	Loans	1L Gtd Sr. Seed	569	NA	03/2020	66	20%	69	(4.4%)	D
XXX	Corporates	1st lien	296	8.9%	07/2018	57	48%	60	(4.2%)	NA
XXX	Corporates	2nd lien	150	8.0%	09/2019	53	32%	55	(3.9%)	NA
XXX	Corporates	Sr Unsecured	457	6.8%	07/2022	30	34%	31	(3.7%)	NR
XXX	Corporates	Sr Unsecured	479	6.4%	03/2022	42	27%	43	(2.9%)	CCC+
XXX	Corporates	Secured	437	6.3%	05/2022	40	28%	41	(2.5%)	D
XXX	Corporates	Sr Unsecured	40	9.9%	04/2018	36	89%	36	(1.4%)	NR
XXX	Corporates	Sr Unsecured	250	9.5%	04/2019	68	26%	69	(1.2%)	CCC+
XXX	Loans	1L Gtd Sr. Seed	726	NA	06/2018	30	80%	30	(1.2%)	B-

Top 15 Best Performing Bonds / Loans

Company	Security Details									Ratings
	Type	Rank	Amount	Coupon	Maturity	Px at 12-Jul-16	YTW	Px at 28-Jun-16	% Px Change	S&P
XXX	Corporates	Sr Unsecured	2	6.6%	11/2019	50	31%	29	75.0%	D
XXX	Corporates	1st lien	140	10.0%	07/2019	73	23%	47	54.5%	NR
XXX	Corporates	1st lien	750	5.4%	06/2020	32	43%	27	18.5%	B-
XXX	Corporates	2nd lien	327	12.5%	04/2021	42	33%	39	8.2%	#N/A N/A
XXX	Corporates	Sr Unsecured	491	6.5%	02/2020	76	16%	72	5.8%	B+
XXX	Corporates	Sr Unsecured	300	7.9%	08/2040	74	11%	70	5.8%	BBB
XXX	Corporates	Sr Unsecured	648	6.6%	11/2019	49	31%	47	4.3%	D
XXX	Corporates	Sr Unsecured	225	7.5%	08/2020	81	14%	78	3.7%	B-
XXX	Corporates	Sr Unsecured	300	7.0%	06/2028	66	13%	63	3.7%	BB-
XXX	Corporates	Sr Unsecured	600	7.5%	12/2020	66	19%	64	2.3%	B
XXX	Corporates	Sr Unsecured	475	7.8%	02/2019	39	55%	38	2.2%	CCC+
XXX	Loans	1L Sr. Seed	230	NA	12/2021	62	17%	61	2.1%	CCC+
XXX	Corporates	Sr Unsecured	360	6.8%	07/2022	77	12%	76	1.9%	B-
XXX	Loans	1L Sr. Seed	650	NA	06/2020	61	20%	60	1.4%	B-
XXX	Corporates	2nd lien	56	9.1%	12/2021	55	25%	54	1.4%	#N/A N/A

Oil & Gas - Distressed Credit Screen

Excluding Services

As of: 12-Jul-16

Previous Date: 28-Jun-16

Represents a greater than 5% decline since 06/28/2016

Represents a new entrant since 06/28/2016

Company	Security Details										Ratings	
	Type	Rank	Amount	Coupon	Maturity	Px at 12-Jul-16	YTW	Px at 28-Jun-16	% Px Change	S&P	CCC+	
XXX	Corporates	Sr Unsecured	450	9.6%	10/2018	85	18%	NA	NA	CCC+		
XXX	Corporates	2nd lien	175	11.0%	09/2019	14	114%	14	0.0%	NR		
XXX	Corporates	2nd lien	238	12.0%	12/2020	74	21%	75	(1.2%)	D		
XXX	Corporates	Sr Unsecured	10	9.0%	09/2022	53	24%	53	0.5%	D		
XXX	Corporates	Sr Unsecured	230	7.0%	06/2021	65	18%	60	9.1%	CCC		
XXX	Loans	1L Gtd Sr. Secd	750	NA	08/2020	52	24%	51	1.0%	CCC-		
XXX	Loans	2L Gtd Secd	450	NA	08/2021	15	71%	16	(5.5%)	CC		
XXX	Loans	1L Sr. Secd	500	NA	09/2018	78	23%	78	0.0%	NA		
XXX	Loans	1L Sr. Secd	450	NA	09/2018	78	24%	78	0.0%	NA		
XXX	Corporates	Sr Unsecured	355	7.8%	01/2021	9	108%	13	(32.5%)	C		
XXX	Corporates	Sr Unsecured	313	9.3%	08/2021	9	118%	13	(33.0%)	C		
XXX	Corporates	Sr Unsecured	0	9.3%	08/2021	12	89%	14	(10.0%)	C		
XXX	Corporates	2nd lien	1,498	11.9%	05/2015	0	118,750%	0	0.0%	NR		
XXX	Corporates	2nd lien	2	11.9%	05/2015	0	118,750%	0	66.7%	NR		
XXX	Corporates	Sr Unsecured	35	8.0%	12/2013	12	69%	12	0.0%	NA		
XXX	Loans	1L Sr. Secd	359	NA	11/2018	63	33%	63	(0.8%)	B-		
XXX	Corporates	Sr Unsecured	298	6.6%	07/2022	85	10%	83	2.7%	BB		
XXX	Corporates	Sr Unsecured	150	6.8%	02/2021	83	12%	82	0.6%	BB		
XXX	Corporates	Sr Unsecured	250	8.5%	05/2020	74	18%	58	27.5%	CCC+		
XXX	Loans	2L Gtd Secd	483	NA	11/2018	36	72%	36	0.0%	NA		
XXX	Corporates	Sr Unsecured	261	6.8%	11/2020	34	39%	31	8.4%	NR		
XXX	Corporates	Sr Unsecured	573	6.4%	09/2022	34	30%	31	8.7%	NR		
XXX	Corporates	Sr Unsecured	315	7.6%	10/2019	80	16%	76	6.2%	CCC		
XXX	Corporates	Sr Unsecured	400	7.0%	10/2022	73	13%	72	1.7%	CCC		
XXX	Corporates	2nd lien	139	13.8%	12/2015	0	9,167%	0	0.0%	NR		
XXX	Corporates	Sr Unsecured	500	6.8%	04/2021	45	29%	41	9.9%	CC		
XXX	Corporates	Sr Unsecured	300	5.8%	02/2023	45	22%	42	6.8%	CC		
XXX	Corporates	Sr Unsecured	50	6.5%	03/2015	2	433%	3	(56.3%)	NA		
XXX	Corporates	Sr Unsecured	169	8.5%	10/2017	3	677%	4	(5.7%)	NA		
XXX	Corporates	Sr Unsecured	10	6.5%	03/2049	3	214%	3	(26.3%)	NA		
XXX	Corporates	Sr Unsecured	850	7.9%	04/2022	24	45%	20	18.7%	NR		
XXX	Corporates	Sr Unsecured	302	8.6%	10/2020	24	56%	19	22.4%	NR		
XXX	Corporates	Sr Unsecured	3	8.6%	10/2020	23	58%	20	12.3%	NR		
XXX	Loans	2L Secd	300	NA	04/2020	60	26%	57	5.3%	NA		
XXX	Corporates	2nd lien	2,250	8.0%	12/2022	73	15%	66	10.6%	B		
XXX	Corporates	Sr Unsecured	824	6.0%	11/2024	54	16%	46	18.0%	CCC+		
XXX	Corporates	Sr Unsecured	392	5.0%	01/2020	56	24%	52	7.3%	CCC+		
XXX	Corporates	Sr Unsecured	755	5.5%	09/2021	55	20%	45	22.3%	CCC+		
XXX	Corporates	Sr Unsecured	1	6.0%	11/2024	54	16%	45	20.5%	CCC+		
XXX	Corporates	Sr Unsecured	900	6.5%	04/2021	75	14%	70	6.8%	CCC+		
XXX	Corporates	Sr Unsecured	350	7.6%	01/2022	72	15%	69	4.5%	CCC+		
XXX	Corporates	Sr Unsecured	325	7.8%	04/2023	74	14%	69	6.9%	CCC+		
XXX	Corporates	Sr Unsecured	150	4.3%	02/2019	86	11%	NA	NA	NA		
XXX	Corporates	Sr Unsecured	526	7.6%	11/2022	60	18%	55	9.5%	NR		
XXX	Corporates	Sr Unsecured	298	9.9%	10/2020	60	25%	55	8.5%	NR		
XXX	Corporates	Sr Unsecured	384	8.3%	09/2021	59	21%	55	7.9%	NR		
XXX	Corporates	Sr Unsecured	1,080	4.9%	05/2021	80	10%	78	2.4%	NA		
XXX	Corporates	Sr Unsecured	949	3.9%	04/2019	78	14%	73	7.5%	D		

Represents a greater than 5% decline since 06/28/2016

Represents a new entrant since 06/28/2016

Company	Security Details								Ratings	
	Type	Rank	Amount	Coupon	Maturity	Px at 12-Jul-16	YTW	Px at 28-Jun-16	% Px Change	S&P
	XXX	Corporates	Sr Unsecured	822	6.6%	08/2020	71	17%	69	3.3%
XXX	Corporates	Sr Unsecured	584	6.1%	02/2021	66	17%	64	3.1%	D
XXX	Corporates	Sr Unsecured	607	4.9%	04/2022	64	14%	63	0.6%	D
XXX	Corporates	Sr Unsecured	384	5.8%	03/2023	63	15%	62	2.8%	CC
XXX	Corporates	Sr Unsecured	276	5.4%	06/2021	65	16%	68	(5.0%)	D
XXX	Corporates	Sr Unsecured	303	6.9%	11/2020	71	17%	70	1.1%	CC
XXX	Corporates	Sr Unsecured	315	2.3%	12/2038	78	13%	82	(5.2%)	D
XXX	Corporates	Sr Unsecured	1	6.9%	11/2020	70	17%	72	(2.3%)	CC
XXX	Corporates	Sr Unsecured	600	7.8%	04/2019	77	19%	77	0.5%	CCC-
XXX	Corporates	Sr Unsecured	186	5.3%	10/2018	74	20%	74	0.0%	NA
XXX	Corporates	Sr Unsecured	1,380	2.6%	12/2019	39	34%	40	(2.0%)	CCC-u
XXX	Corporates	Sr Unsecured	1,300	3.1%	05/2024	34	20%	37	(6.1%)	CCC-u
XXX	Corporates	Sr Unsecured	288	7.8%	04/2019	45	45%	37	19.3%	D
XXX	Corporates	Sr Unsecured	175	9.5%	06/2020	43	39%	40	6.5%	D
XXX	Corporates	1st lien	700	10.0%	03/2020	84	16%	78	8.5%	B
XXX	Corporates	Sr Subordinated	797	5.5%	05/2022	69	13%	68	1.6%	CCC+
XXX	Corporates	Sr Subordinated	622	4.6%	07/2023	65	12%	63	2.4%	CCC+
XXX	Corporates	Sr Subordinated	221	6.4%	08/2021	73	14%	68	8.6%	CCC+
XXX	Corporates	Sr Unsecured	323	12.3%	08/2018	0	5,595%	0	0.0%	NR
XXX	Corporates	Sr Unsecured	51	8.4%	06/2019	34	58%	30	16.3%	CC
XXX	Corporates	2nd lien	150	12.0%	06/2018	1	917%	1	0.0%	NR
XXX	Corporates	1st lien	1	12.0%	03/2018	1	1,019%	1	0.0%	NR
XXX	Corporates	Sr Unsecured	18	6.5%	11/2017	0	1,120%	0	0.0%	NA
XXX	Corporates	Subordinated	375	8.0%	07/2019	2	270%	2	0.0%	NA
XXX	Corporates	Sr Unsecured	263	3.0%	06/2013	8	38%	8	0.0%	NA
XXX	Corporates	2nd lien	1,450	11.0%	03/2020	41	44%	40	1.3%	NR
XXX	Corporates	Sr Unsecured	250	9.3%	12/2017	14	219%	10	36.1%	NR
XXX	Corporates	Sr Unsecured	238	7.5%	12/2021	13	66%	11	19.9%	NR
XXX	Corporates	Sr Unsecured	101	7.8%	06/2019	11	116%	11	0.9%	NR
XXX	Corporates	Sr Unsecured	144	6.9%	03/2024	12	62%	12	0.0%	NR
XXX	Corporates	Sr Unsecured	368	3.0%	12/2018	0	521%	0	0.0%	NR
XXX	Corporates	Sr Unsecured	1,675	9.4%	05/2020	71	21%	72	(2.3%)	CCC+
XXX	Corporates	Sr Unsecured	647	6.4%	06/2023	62	16%	58	6.5%	CCC+
XXX	Corporates	Sr Unsecured	256	7.8%	09/2022	61	19%	62	(1.8%)	CCC+
XXX	Corporates	Sr Unsecured	0	6.4%	06/2023	62	16%	60	3.1%	CCC+
XXX	Corporates	Sr Unsecured	1	7.8%	09/2022	61	19%	59	3.0%	CCC+
XXX	Corporates	Sr Unsecured	214	8.3%	02/2018	13	215%	13	(3.8%)	NR
XXX	Corporates	Sr Unsecured	353	8.0%	04/2019	62	29%	61	1.1%	CCC+
XXX	Corporates	Sr Unsecured	204	4.0%	07/2013	0	1,600%	0	0.0%	NA
XXX	Corporates	Sr Unsecured	183	8.5%	04/2022	30	41%	29	4.3%	D
XXX	Corporates	Sr Unsecured	144	7.5%	09/2018	40	61%	35	13.2%	D
XXX	Loans	2L Secd	425	NA	09/2020	28	49%	28	2.3%	NA
XXX	Loans	2L Secd	1,725	NA	09/2020	28	49%	28	0.0%	CCC-
XXX	Loans	1L Gtd Sr. Secd	388	NA	08/2020	83	13%	83	(0.1%)	B-
XXX	Loans	1L Gtd Sr. Secd	518	NA	09/2020	56	25%	56	0.9%	B-
XXX	Corporates	2nd lien	325	8.6%	05/2018	84	19%	77	8.7%	CC
XXX	Corporates	Secured	141	11.5%	11/2018	37	82%	37	0.3%	NA
XXX	Corporates	Sr Unsecured	36	8.9%	03/2019	1	993%	0	354.5%	NR

Represents a greater than 5% decline since 06/28/2016

Represents a new entrant since 06/28/2016

Company	Security Details							Ratings		
	Type	Rank	Amount	Coupon	Maturity	Px at 12-Jul-16	YTW	Px at 28-Jun-16	% Px Change	S&P
XXX	Corporates	2nd lien	37	8.9%	03/2018	1	1,070%	1	8.6%	NA
XXX	Corporates	Sr Unsecured	51	5.0%	10/2032	0	54,289%	0	0.0%	NR
XXX	Corporates	Sr Unsecured	0	8.9%	03/2019	0	1,125%	1	(47.5%)	NR
XXX	Corporates	2nd lien	38	8.9%	03/2018	1	1,075%	1	7.8%	NA
XXX	Corporates	Subordinated	23	9.0%	05/2017	11	533%	10	12.6%	NA
XXX	Corporates	Sr Unsecured	220	3.0%	10/2017	1	1,670%	1	0.2%	NA
XXX	Corporates	Sr Unsecured	214	3.0%	12/2020	1	245%	1	0.7%	NA
XXX	Corporates	Sr Unsecured	316	9.8%	07/2020	23	68%	25	(10.7%)	D
XXX	Corporates	3rd lien	1,018	13.0%	02/2022	54	31%	54	0.0%	D
XXX	Corporates	Sr Unsecured	297	8.9%	05/2021	18	68%	22	(18.2%)	D
XXX	Corporates	Sr Unsecured	37	9.3%	02/2022	23	54%	23	0.0%	D
XXX	Corporates	Sr Unsecured	409	6.8%	04/2022	84	11%	81	4.0%	NR
XXX	Corporates	Sr Unsecured	150	9.3%	03/2023	84	13%	80	4.2%	NA
XXX	Corporates	Sr Unsecured	1,100	8.5%	10/2022	77	14%	70	9.3%	CCC+
XXX	Corporates	Sr Unsecured	248	8.0%	12/2020	47	31%	43	9.5%	CCC+
XXX	Corporates	Sr Unsecured	433	6.6%	12/2021	44	27%	41	6.9%	CCC+
XXX	Corporates	Sr Unsecured	254	8.6%	02/2020	7	154%	7	0.0%	D
XXX	Corporates	2nd lien	650	9.9%	06/2019	55	37%	55	0.9%	NA
XXX	Corporates	2nd lien	284	12.5%	10/2017	0	#VALUE!	100	(100.0%)	NR
XXX	Corporates	1st lien	125	9.6%	10/2017	22	184%	22	0.0%	NA
XXX	Corporates	Sr Unsecured	719	8.6%	04/2020	17	77%	16	8.3%	NR
XXX	Corporates	2nd lien	1,000	12.0%	12/2020	37	42%	32	16.4%	NR
XXX	Corporates	Sr Unsecured	562	6.5%	05/2019	17	89%	15	18.6%	NR
XXX	Corporates	Sr Unsecured	581	6.3%	11/2019	18	76%	16	7.7%	NR
XXX	Corporates	Sr Unsecured	779	7.8%	02/2021	18	64%	15	19.0%	NR
XXX	Corporates	Sr Unsecured	381	6.5%	09/2021	17	58%	16	2.7%	NR
XXX	Corporates	Sr Unsecured	0	6.3%	11/2019	84	12%	15	455.4%	NR
XXX	Corporates	Sr Unsecured	220	8.8%	04/2019	40	52%	38	4.6%	CCC+
XXX	Corporates	Sr Unsecured	1,000	7.0%	03/2024	80	11%	73	9.9%	BB-
XXX	Corporates	Sr Unsecured	750	6.5%	03/2021	81	12%	78	3.5%	BB-
XXX	Corporates	Sr Unsecured	800	6.4%	01/2023	77	11%	73	5.5%	BB-
XXX	Corporates	Sr Unsecured	700	7.6%	05/2021	54	24%	52	4.1%	CCC
XXX	Corporates	Sr Unsecured	497	6.9%	08/2022	46	24%	45	3.4%	CCC
XXX	Corporates	2nd lien	625	10.0%	06/2020	62	25%	57	7.9%	NR
XXX	Corporates	Sr Unsecured	294	10.8%	10/2020	2	323%	2	3.4%	NR
XXX	Corporates	Sr Unsecured	348	9.3%	06/2021	1	403%	1	0.5%	NR
XXX	Corporates	3rd lien	524	12.0%	06/2020	8	160%	9	(6.9%)	NA
XXX	Corporates	2nd lien	0	10.0%	06/2020	28	54%	28	0.0%	NR
XXX	Corporates	Sr Unsecured	0	10.8%	10/2020	96	11%	96	0.0%	NR
XXX	Corporates	Secured	365	12.3%	05/2019	3	664%	3	0.0%	NA
XXX	Corporates	Sr Unsecured	500	8.0%	06/2020	77	16%	77	(0.6%)	CCC-
XXX	Corporates	Sr Unsecured	200	8.0%	06/2020	77	16%	77	0.0%	CCC-
XXX	Corporates	Sr Unsecured	182	8.3%	04/2018	12	197%	11	3.3%	D
XXX	Corporates	Sr Unsecured	300	7.3%	04/2019	40	47%	34	17.1%	NR
XXX	Corporates	Sr Unsecured	775	8.5%	05/2020	40	39%	38	6.7%	NR
XXX	Corporates	Jr Subordinated	560	8.0%	05/2022	13	49%	13	0.0%	D
XXX	Corporates	Sr Unsecured	650	7.1%	11/2020	55	25%	52	5.8%	CC
XXX	Corporates	Sr Unsecured	350	7.1%	08/2019	56	29%	53	6.2%	CC

Represents a greater than 5% decline since 06/28/2016

Represents a new entrant since 06/28/2016

Company	Security Details							Ratings		
	Type	Rank	Amount	Coupon	Maturity	Px at 12-Jul-16	YTW	Px at 28-Jun-16	% Px Change	S&P
XXX	Corporates	Sr Unsecured	600	7.4%	11/2021	55	22%	55	0.7%	CC
XXX	Corporates	Sr Unsecured	48	8.8%	07/2019	61	29%	62	(0.2%)	D
XXX	Corporates	Sr Unsecured	73	8.8%	03/2018	65	39%	64	1.0%	D
XXX	Corporates	1st lien	150	4.0%	10/2015	39	10%	39	0.0%	NR
XXX	Corporates	1st lien	600	6.8%	05/2014	38	18%	38	0.0%	NR
XXX	Corporates	1st lien	600	7.0%	05/2017	40	165%	40	0.0%	NR
XXX	Corporates	1st lien	400	9.4%	09/2019	38	49%	38	0.0%	NR
XXX	Corporates	Sr Unsecured	136	10.0%	09/2017	57	70%	51	13.7%	D
XXX	Corporates	2nd lien	145	10.0%	02/2021	69	21%	70	(2.5%)	NA
XXX	Corporates	2nd lien	200	0.0%	06/2019	20	59%	25	(19.0%)	NR
XXX	Corporates	Sr Unsecured	298	9.1%	08/2019	3	312%	3	0.0%	NR
XXX	Corporates	Sr Subordinated	350	7.1%	04/2016	0	712,500%	0	(90.0%)	NR
XXX	Corporates	Sr Unsecured	325	11.0%	07/2021	3	203%	3	0.0%	NR
XXX	Loans	2L Gtd Secd	625	NA	06/2019	18	84%	22	(18.8%)	NR
XXX	Corporates	2nd lien	238	12.5%	10/2015	0	5,000%	0	0.0%	NR
XXX	Corporates	Sr Unsecured	110	6.5%	09/2018	83	17%	83	0.0%	NA
XXX	Corporates	Sr Unsecured	400	8.5%	05/2020	72	19%	60	20.2%	C
XXX	Corporates	2nd lien	0	1.0%	10/2020	21	54%	21	0.0%	NA
XXX	Corporates	2nd lien	631	1.0%	10/2020	22	52%	NA	NA	NA
XXX	Corporates	Sr Unsecured	9	8.9%	12/2020	27	53%	25	10.6%	NR
XXX	Corporates	Sr Unsecured	6	6.3%	08/2022	21	45%	10	110.0%	NR
XXX	Corporates	Sr Unsecured	578	7.3%	06/2019	1	418%	2	(59.4%)	NR
XXX	Corporates	Sr Unsecured	350	9.8%	02/2017	2	7,232%	2	0.0%	NR
XXX	Corporates	Sr Unsecured	222	7.5%	09/2020	2	287%	2	0.0%	NR
XXX	Corporates	Sr Unsecured	0	7.5%	09/2020	1	531%	2	(47.1%)	NR
XXX	Corporates	Sr Unsecured	2,250	9.8%	02/2020	2	372%	2	32.4%	NR
XXX	Loans	2L Gtd Secd	1,000	NA	09/2018	7	178%	2	203.3%	NR
XXX	Corporates	Sr Unsecured	1,150	6.1%	01/2023	79	11%	76	4.3%	B-
XXX	Corporates	2nd lien	1,328	8.8%	06/2020	39	39%	40	(1.3%)	NR
XXX	Corporates	Sr Unsecured	396	8.8%	01/2020	4	167%	7	(35.4%)	NR
XXX	Corporates	Sr Unsecured	758	7.5%	03/2021	7	120%	5	40.5%	NR
XXX	Corporates	Sr Unsecured	544	7.5%	02/2023	7	110%	7	(1.9%)	NR
XXX	Corporates	Sr Unsecured	528	8.1%	10/2022	6	113%	6	(3.9%)	NR
XXX	Corporates	Sr Unsecured	41	8.1%	10/2022	5	132%	6	(17.5%)	NR
XXX	Corporates	Sr Unsecured	47	7.5%	02/2023	5	143%	5	3.1%	NR
XXX	Corporates	Sr Unsecured	1	7.5%	03/2021	6	123%	6	2.0%	NR
XXX	Corporates	2nd lien	125	12.5%	07/2016	0	125,000%	0	0.0%	NA
XXX	Loans	1L Sr. Secd	95	NA	10/2019	67	18%	66	1.3%	D
XXX	Corporates	Sr Unsecured	566	1.6%	11/2019	73	12%	70	3.6%	NA
XXX	Corporates	Sr Unsecured	230	2.8%	11/2018	77	15%	79	(2.8%)	NA
XXX	Loans	1L Gtd Sr. Secd	441	NA	08/2021	82	10%	NA	NA	CCC+
XXX	Corporates	2nd lien	258	8.8%	01/2018	0	565,415%	0	0.0%	NR
XXX	Corporates	Sr Unsecured	4	4.3%	NA	43	11%	44	(3.4%)	NA
XXX	Corporates	Sr Unsecured	775	7.5%	11/2022	49	23%	40	22.7%	CCC-
XXX	Corporates	Sr Unsecured	300	1.8%	03/2017	45	181%	28	60.7%	CCC-
XXX	Corporates	Secured	225	5.0%	07/2018	39	60%	27	44.9%	NA
XXX	Corporates	Sr Unsecured	256	2.0%	10/2018	7	172%	7	9.8%	NA
XXX	Corporates	Sr Unsecured	290	2.8%	01/2021	7	82%	5	36.6%	NA

Represents a greater than 5% decline since 06/28/2016

Represents a new entrant since 06/28/2016

Company	Security Details										Ratings
	Type	Rank	Amount	Coupon	Maturity	Px at 12-Jul-16	YTW	Px at 28-Jun-16	% Px Change	S&P	
XXX	Corporates	Sr Unsecured	489	0.3%	01/2020	5	113%	5	(10.0%)	NA	
XXX	Corporates	Sr Unsecured	316	2.4%	04/2022	5	76%	5	0.0%	NA	
XXX	Corporates	Sr Unsecured	310	2.6%	06/2023	6	61%	6	0.0%	NA	
XXX	Corporates	Sr Unsecured	320	3.4%	06/2025	5	64%	5	0.0%	NA	
XXX	Loans	2L Sr. Secd	225	NA	07/2018	40	70%	40	0.0%	NA	
XXX	Loans	2L Sr. Secd	500	NA	07/2018	40	70%	40	0.0%	NA	
XXX	Corporates	Sr Unsecured	300	9.8%	02/2018	32	107%	32	2.0%	CCC+	
XXX	Corporates	Sr Unsecured	13	6.6%	10/2020	80	13%	95	(16.0%)	BB-	
XXX	Loans	2L Gtd Secd	1,450	NA	11/2020	20	64%	17	18.2%	D	
XXX	Corporates	Secured	30	0.0%	04/2021	2	952%	2	0.0%	NA	
XXX	Corporates	Sr Unsecured	48	4.5%	05/2015	1	360%	1	0.0%	NA	
XXX	Corporates	1st lien	294	11.0%	12/2017	85	21%	85	0.0%	NR	
XXX	Corporates	1st lien	30	15.0%	12/2017	85	24%	85	0.0%	NA	
XXX	Corporates	Subordinated	15	6.8%	06/2018	70	27%	72	(2.5%)	NA	
XXX	Corporates	Subordinated	11	7.5%	05/2019	80	17%	NA	NA	NA	
XXX	Corporates	Sr Unsecured	381	6.8%	07/2022	22	41%	23	(0.0%)	D	
XXX	Corporates	Subordinated	80	6.3%	12/2018	16	116%	14	8.7%	NA	
XXX	Corporates	Sr Unsecured	850	6.1%	10/2024	75	11%	67	12.4%	NR	
XXX	Corporates	Sr Unsecured	450	5.8%	12/2018	75	18%	65	15.8%	NR	
XXX	Corporates	Sr Subordinated	650	6.6%	05/2021	79	13%	76	3.6%	B+	
XXX	Corporates	Sr Unsecured	382	7.9%	04/2020	37	43%	31	19.6%	CC	
XXX	Corporates	2nd lien	76	7.0%	02/2023	31	34%	31	0.0%	NA	
XXX	Loans	2L Secd	199	NA	12/2018	63	30%	62	1.2%	NA	
XXX	Corporates	Sr Unsecured	308	8.9%	02/2019	2	425%	2	0.0%	NR	
XXX	Corporates	Sr Unsecured	900	8.5%	06/2019	29	67%	26	9.0%	CC	
XXX	Loans	2L Gtd Sr. Secd	300	NA	05/2020	62	24%	46	36.4%	CC	
XXX	Corporates	Sr Unsecured	167	9.0%	08/2022	1	787%	6	(84.1%)	NR	
XXX	Corporates	Sr Unsecured	0	9.0%	08/2022	1	787%	6	(84.1%)	NR	
XXX	Corporates	Sr Unsecured	1	6.3%	04/2023	82	10%	82	0.0%	B	
XXX	Corporates	Subordinated	58	6.0%	06/2017	49	100%	47	4.3%	NA	

Oil & Gas - Distressed Credit Screen

Services

As of: 12-Jul-16

Previous Date: 28-Jun-16

Represents a greater than 5% decline since 06/28/2016
 Represents a new entrant since 06/28/2016

Company	Security Details										Ratings	
	Type	Rank	Amount	Coupon	Maturity	Px at 12-Jul-16	YTW	Px at 28-Jun-16	% Px Change	S&P		
XXX	Corporates	2nd lien	150	8.0%	09/2019	53	32%	55	(3.9%)	#N/A	N/A	
XXX	Corporates	Sr Unsecured	491	6.5%	02/2020	76	16%	72	5.8%	B+		
XXX	Corporates	Sr Unsecured	475	7.8%	02/2019	39	55%	38	2.2%	CCC+		
XXX	Corporates	Sr Unsecured	300	7.8%	10/2022	34	34%	42	(18.9%)	CCC+		
XXX	Corporates	1st lien	67	7.5%	07/2018	21	163%	18	14.6%	#N/A	N/A	
XXX	Corporates	Sr Unsecured	402	6.3%	10/2022	76	12%	76	0.0%	B+		
XXX	Loans	1L Sr. Secd	275	NA	07/2020	58	23%	58	0.0%	B-		
XXX	Corporates	Sr Unsecured	86	5.0%	07/2017	0	45,077%	0	100.0%	#N/A	N/A	
XXX	Corporates	Sr Unsecured	600	7.5%	12/2020	66	19%	64	2.3%	B		
XXX	Corporates	1st lien	1,014	9.3%	10/2020	43	35%	45	(4.5%)	D		
XXX	Corporates	Sr Unsecured	95	9.4%	06/2021	15	71%	13	14.0%	D		
XXX	Corporates	1st lien	0	9.3%	10/2020	45	34%	45	(0.3%)	D		
XXX	Loans	1L Gtd Sr. Secd	480	NA	03/2022	66	17%	69	(4.7%)	D		
XXX	Loans	1L Gtd Sr. Secd	569	NA	03/2020	66	20%	69	(4.4%)	D		
XXX	Corporates	Sr Unsecured	350	7.3%	08/2022	84	11%	83	0.9%	B-		
XXX	Corporates	Sr Unsecured	145	7.8%	12/2022	90	10%	90	0.1%	B-		
XXX	Loans	1L Sr. Secd	650	NA	06/2020	61	20%	60	1.4%	B-		
XXX	Corporates	Sr Unsecured	280	9.0%	06/2019	42	49%	42	(0.8%)	CCC-		
XXX	Loans	1L Sr. Secd	273	NA	12/2020	49	25%	49	0.0%	B-		
XXX	Corporates	Secured	437	6.3%	05/2022	40	28%	41	(2.5%)	D		
XXX	Corporates	1st lien	350	8.2%	06/2020	84	14%	84	(0.9%)	CCC		
XXX	Loans	1L Sr. Secd	480	NA	04/2021	38	31%	38	0.0%	D		
XXX	Corporates	Sr Unsecured	300	7.0%	06/2028	66	13%	63	3.7%	BB-		
XXX	Corporates	Secured	400	9.0%	10/2019	24	90%	24	(0.5%)	#N/A	N/A	
XXX	Corporates	Sr Unsecured	479	6.4%	03/2022	42	27%	43	(2.9%)	CCC+		
XXX	Corporates	2nd lien	64	9.1%	12/2021	54	25%	54	0.2%	#N/A	N/A	
XXX	Corporates	2nd lien	28	8.1%	05/2018	59	42%	59	0.0%	D		
XXX	Corporates	2nd lien	56	9.1%	12/2021	55	25%	54	1.4%	#N/A	N/A	
XXX	Corporates	Secured	210	11.0%	07/2018	24	118%	25	(2.0%)	CC		
XXX	Loans	1L Gtd Sr. Secd	368	NA	05/2020	72	16%	71	1.1%	B-		
XXX	Corporates	Sr Unsecured	675	6.8%	03/2021	37	36%	41	(11.7%)	C		
XXX	Loans	1L Gtd Sr. Secd	312	NA	06/2020	79	18%	79	0.0%	CC		
XXX	Corporates	1st lien	296	8.9%	07/2018	57	48%	60	(4.2%)	#N/A	N/A	
XXX	Corporates	Secured	330	8.1%	08/2019	61	28%	61	0.0%	CCC+		
XXX	Corporates	2nd lien	500	8.0%	05/2021	85	12%	NA	NA	BB		
XXX	Corporates	Sr Unsecured	40	9.9%	04/2018	36	89%	36	(1.4%)	NR		
XXX	Corporates	2nd lien	327	12.5%	04/2021	42	33%	39	8.2%	#N/A	N/A	
XXX	Corporates	1st lien	750	5.4%	06/2020	32	43%	27	18.5%	B-		
XXX	Loans	1L Gtd Sr. Secd	726	NA	06/2018	30	80%	30	(1.2%)	B-		
XXX	Corporates	1st lien	500	7.3%	12/2017	39	95%	42	(7.1%)	B-		
XXX	Corporates	Sr Unsecured	457	6.8%	07/2022	30	34%	31	(3.7%)	NR		
XXX	Corporates	Sr Unsecured	527	7.3%	08/2024	30	31%	30	0.0%	NR		
XXX	Corporates	Sr Unsecured	225	7.5%	08/2020	81	14%	78	3.7%	B-		
XXX	Corporates	Sr Unsecured	360	6.8%	07/2022	77	12%	76	1.9%	B-		
XXX	Corporates	Sr Unsecured	300	6.1%	03/2022	66	15%	70	(6.1%)	B-		
XXX	Corporates	2nd lien	0	14.3%	03/2015	75	19%	75	0.0%	#N/A	N/A	

Represents a greater than 5% decline since 06/28/2016

Represents a new entrant since 06/28/2016

Company	Security Details									Ratings
	Type	Rank	Amount	Coupon	Maturity	Px at 12-Jul-16	YTW	Px at 28-Jun-16	% Px Change	S&P
XXX	Loans	1L Sr. Secd	350	NA	07/2020	40	34%	40	0.0%	B+
XXX	Corporates	Sr Unsecured	300	7.9%	08/2040	74	11%	70	5.8%	BBB
XXX	Loans	1L Sr. Secd	230	NA	12/2021	62	17%	61	2.1%	CCC+
XXX	Loans	1L Sr. Secd	301	NA	08/2021	28	39%	28	0.0%	CCC
XXX	Corporates	1st lien	140	10.0%	07/2019	73	23%	47	54.5%	NR
XXX	Corporates	Sr Unsecured	300	7.5%	06/2019	0	11,265%	1	(99.8%)	#N/A N/A
XXX	Corporates	Sr Unsecured	250	9.5%	04/2019	68	26%	69	(1.2%)	CCC+
XXX	Corporates	Sr Unsecured	450	6.5%	07/2022	7	83%	7	7.7%	D
XXX	Corporates	Sr Unsecured	648	6.6%	11/2019	49	31%	47	4.3%	D
XXX	Corporates	Sr Unsecured	2	6.6%	11/2019	50	31%	29	75.0%	D
XXX	Corporates	Sr Unsecured	133	9.8%	11/2019	6	185%	6	0.0%	CC
XXX	Loans	1L Gtd Sr. Secd	375	NA	06/2018	60	38%	59	1.1%	CCC+
XXX	Loans	1L Sr. Secd	290	NA	03/2020	80	13%	79	0.8%	CCC
XXX	Loans	2L Secd	115	NA	09/2020	60	25%	60	0.0%	CC